

EXTRANET USER MANUAL

INTRODUCTION

Dear customer,

Thank you for your interest in OMMIC.

The purpose of this manual is to guide you step by step in the use of our extranet service and to give you the necessary information for a good understanding. We make sure that you can work under the best conditions so if you need some help, please do not hesitate to contact your sales manager.

We look forward to see your project come to fruition.
OMMIC team.

FIRST STEPS

HOW TO LOG IN?

- 1 Please go to our website www.ommic.com
At the top of the page, in the navigation bar, click on the grey "SIGN IN" button.
- 2 Then, enter your email address and the password automatically generated we just sent you. You are now ready to improve your experience at OMMIC.

IF YOU FORGOT YOUR PASSWORD

- 3 In case you lost your password, please click on "LOST YOUR PASSWORD?" to reset. We will send you a new one as soon as possible.

INTERFACE

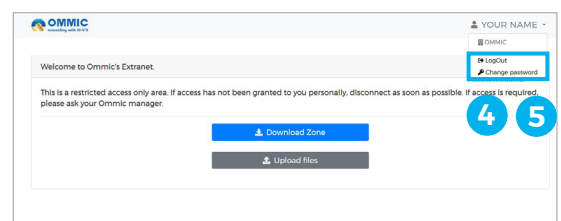
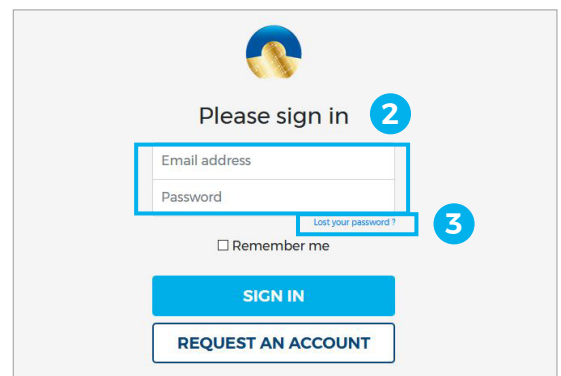
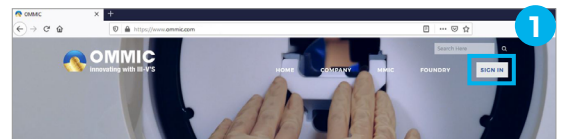
Once logged, you are on the OMMIC extranet interface. It is from this page that you will carry out all your actions.

CHANGE YOUR PASSWORD

- 4 At the top of the page, please click on your name and select "CHANGE PASSWORD". We recommend that you keep your password secure and not share it with anyone.

HOW TO LOG OUT?

- 5 To log out, please click on your name on top right of the page and click on log out. If you want to return on our website, just click on OMMIC logo.



WHAT YOU CAN DO?

DOWNLOAD OUR PDK

To get access to our Process Design Kit (PDK), press the blue «DOWNLOAD ZONE» button. You will then have access to one or several processes, each in a distinct folder. Now it's up to you to copy the zip files from the ADS, AWR or Pspice CAD library, as well as the library's installation and user manuals.

UPLOAD YOUR FILES

You can add files to your personal directory by pressing the grey «UPLOAD FILES» button. Click on «BROWSE», select your file and wait the loading. For your information, file size is limited to 2048 Mb and only .zip and .7z file extensions are allowed.

Please upload your sensitive files on our server using the upload section rather than sending it by mail through mapping@ommic.com, it is much more secure!

FOR ALL YOUR INQUIRIES

Being an international company, chances are we are not on the same timezone as you are. This is why contacting us by email might be the most efficient way to get an answer. If you have any requirement, please contact us. We will get back to you as soon as possible.

ABOUT FOUNDRY SERVICE

For any question concerning:

- the device models
- the layout rules
- the design manuals
- the design kits
- the process, the guarantees, etc
- your GDSII data, circuit size, ect
- the status of your wafers in the fab line
- custom MMIC design
- sequence of the events

please contact us via
dksupport@ommic.com

ABOUT COMMERCIAL SALES

For any question concerning:

- price and quotation
- product or processes data sheets
- discussions around future projects
- commercial orders

please contact us via
information@ommic.com